



A Day in the Life of Msys.EPC

Contents

Page

Basic search and order

1

Browsing for items

2

Safety data information

3

Need a bigger jacket?

4

You know the OEM Part Number but
not the Supplier or NSN reference

5

Identifying the correct spare part
for an assembly item

6

Basic search and order

①

Part Number:

Enter **9150999100542** in the main header search (located in the top RH). Select the item to view the item details and add the item to basket.

②

Part Description:

Enter **SPANNER** in the main header search. Select the item to view the item details and add the item to basket.

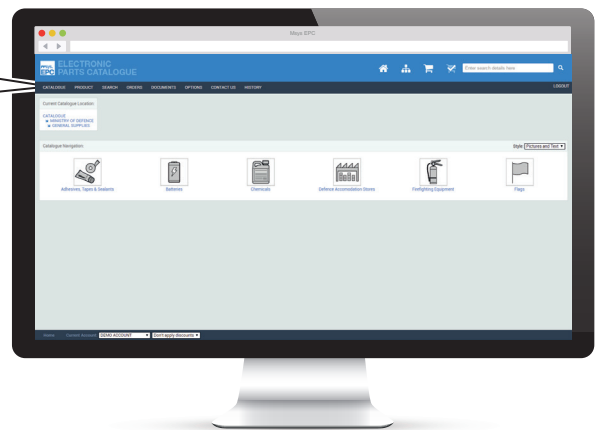
③

Account Details:

To use the order approval functionality, select the **TVS ITS Demo account** in the footer bar.



Browsing for items



The MoD Front-line Command are building a new barracks and will need a new set of fire extinguishers. They need to view the full-range of extinguishers that are available to order on-line.

Click on
“Catalogue”

Select
**“Ministry of Defence >
General Supplies”**

Choose
“Firefighting Equipment”

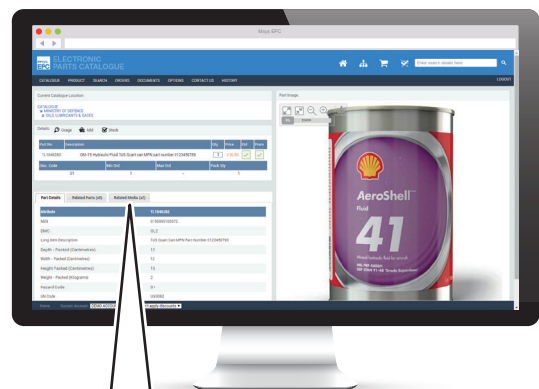
Select the type of
extinguisher you
require from each fire
extinguisher category.

Safety data information

A mechanic has accidentally spilled Hydraulic Oil and needs to know the recommended safe process to clean-up the spillage.



- Enter “**hydraulic oil**” in the main header search and click the magnifying glass icon.
- Click to select the relevant oil from the list displayed (**OM-15**).
- Check the **Hazard Code** information identified in the **Part Details** attribute
- Click the **Related Media** tab.
- Click on the **Safety Data Sheet**.
- Methods for cleaning up are on the **6th page**.
- Note the **Attributes** and **UN code** and **Hazard Code**.



Part Details Related Parts (x0) Related Media (x2)

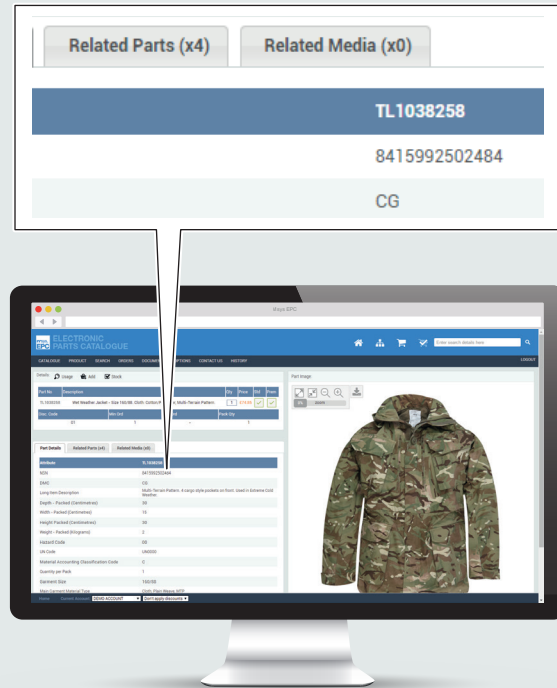
Document

[DEF STAN 91-48 issue 3](#)

[Aeroshell 41 Safety Data Sheet](#)

Need a bigger jacket?

A soldier finds that his jacket is getting too tight. He knows he usually orders **8415992502484**, but doesn't know the Nato Stock Number (NSN) for the next size up.



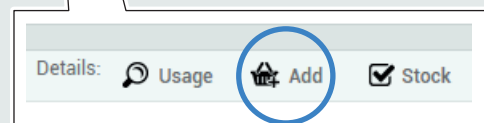
Related Part	Part Description
TL1038259	Wet Weather Jacket - Size 160/96.
TL1038260	Wet Weather Jacket - Size 160/104.
TL1038261	Wet Weather Jacket - Size 170/88.
TL1038262	Wet Weather Jacket - Size 180/96.

- Type **8415992502484** into the search box in the top right corner of the screen.
- Click to select the jacket.
- Click the Related Parts tab.
- Click on the next size up from the list.
- See the NSN for the larger jacket – **8415992502486**.

You know the OEM Part Number but not the Supplier or NSN reference

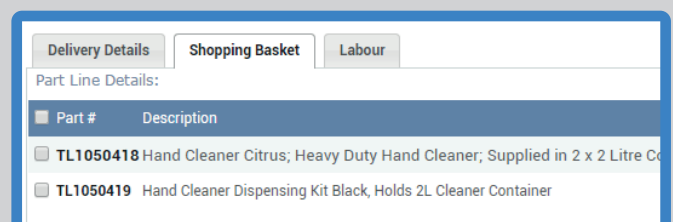
An Officer finds that one of the barracks is just about to run out of Hanolux hand cleaner in their toilets. He doesn't know what the item NSN or supplier reference is, but sees the OEM part reference on the container label.

- Enter the OEM number in the main header search.
- Select the desired hand cleaner.
- Add the item to the shopping basket.



Related Items:

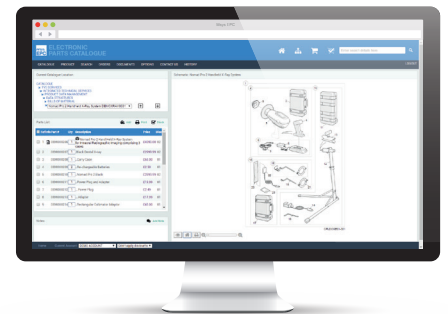
You suspect that the current Dispenser is not in great condition. Select the Related Items tab and view item **TL1050419** - order this at the same time.



Identifying the correct spare part for an assembly item

A military dentist uses a Nomad Pro 2 to easily take an x-ray of a patient's teeth. They realise that the battery is no longer recharging and discover that the power plug has been damaged over time and needs to be replaced.

- Enter “**nomad**” in the main header search and click the magnifying/search icon. Select the BoM to show the aftermarket serviceable Nomad parts.

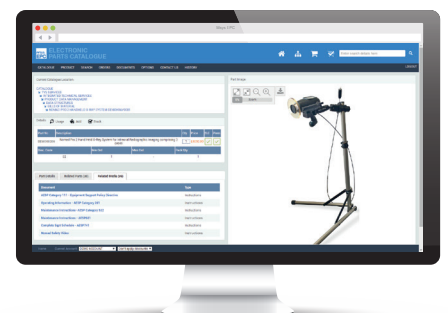


We know the serial number **20868/20001**, open the product, then open the Bill of Material (BoM).

- Item 4 is the **Battery**, select the item in the parts list to highlight the item on the illustration. If necessary, magnify the illustration to see item 4 in more detail.



- Click the **Camera** icon in the parts list for item 1. This will then display the part attributes of item 1 along with any associated media (including a link to a **Safety** video).



Other EPC data features

Cross-referenced item:

Enter **TL10500311** in the main header search box and click the magnifying glass/go icon. Select the search result to view the item and identify its NSN **240996020369**



Superseded item:

Enter NSN **4210998419300** in the main header search box and click the magnifying glass/go icon. Select the search result to view the item **TL1000752**. Select the “**Related Item**” tab to view the superseded item number **TL1000721**.



Search for Penicillin or **TL1012821**, show the attributes that a pharma would use.



Other EPC options



Orders



Saved baskets

